

# BOSE AUDIO WITH NAVIGATION

## [BOSE AUDIO WITH NAVIGATION]

< WIRING DIAGRAM >

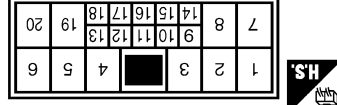
101	SB	ASCDSW
102	LG	FTPRS
103	GR	AVCC-APS 2
104	V	GND-APS 2
105	L	PDPRESS
106	W	TF
107	GR	AVCC-TPRS
108	Y	GND-ASC
109	G	NEUT-H
110	R	TACHO
112	V	GND-A
113	P	VEHCAN-L 1
114	L	VEHCAN-H 1
117	V	KLNE
121	LG	CDCV
122	P	BRAKE
123	B	GND
124	B	GND
125	R	VBR
126	BR	BNC SW
127	B	GND
128	B	GND

Connector No.	M113
Connector Name	USB CONNECTOR
Connector Type	HAADF4G



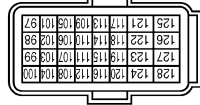
Terminal No. of Wire	Color	Signal Name [Specification]
1	W	-
2	L	-
3	G	-
4	R	-
5	SHIELD	-

Connector No.	M106
Connector Name	WIRE TO WIRE
Connector Type	NH10MW-CS10



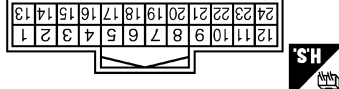
Terminal No. of Wire	Color	Signal Name [Specification]
2	L	-
3	SHIELD	-
4	G	-
5	BR	-
6	RG	-
7	Y	-
8	P	-
9	LG	-
10	V	-
11	B	-
12	B	-
13	R	-
15	R	-
16	G	-
17	SHIELD	-
18	B	-
19	Y	-
20	R	-

Connector No.	M107
Connector Name	ECM
Connector Type	RH24FGY-R28-R-LH-Z



Terminal No. of Wire	Color	Signal Name [Specification]
97	R	APS 1
98	P	APS 2
99	L	AVCC-APS 1
100	W	GND-APS 1

Connector No.	M75
Connector Name	DISPLAY UNIT
Connector Type	TH24FW-NH



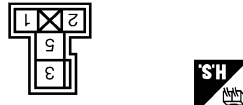
Terminal No. of Wire	Color	Signal Name [Specification]
6	SHIELD	-
7	B	-
8	G	CAMERA IMAGE SIGNAL
9	L	COMM (DISP->CONT)
10	LG	COMM (CONT->DISP)
11	Y	BATTERY
12	B	GND
18	L	COMPOSITE IMAGE SIGNAL
19	P	COMPOSITE IMAGE GND
22	B	SHIELD
23	LG	ACC

Connector No.	M92
Connector Name	WIRE TO WIRE
Connector Type	CP06FGY

Terminal No. of Wire	Color	Signal Name [Specification]
7	SHIELD	-
5	R	-
4	G	-
3	B	-
2	W	-

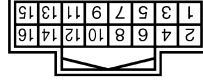


Connector No.	M69
Connector Name	BACK-UP LAMP RELAY
Connector Type	MS02FL-M2-LC



Terminal No. of Wire	Color	Signal Name [Specification]
1	R	-
2	W	-
3	LG	-
5	EG	-

Connector No.	M72
Connector Name	MULTIFUNCTION SWITCH
Connector Type	TH16FW-NH



Terminal No. of Wire	Color	Signal Name [Specification]
1	B	GND
2	P	ACC
4	EG	ILL
5	B	ILL CONT
6	SB	AV COMM (H)
8	LG	AV COMM (L)
9	BR	SW GND
14	V	DISK EJECT SIGNAL
16	G	HAZARD ON

JCNW03761G1

BOSE AUDIO WITH NAVIGATION

# BOSE AUDIO WITH NAVIGATION

< WIRING DIAGRAM >

[BOSE AUDIO WITH NAVIGATION]

90	L	SB	AV COMM (H)
91	SB	AV COMM (H)	
92	SB	CAN-H	

Connector No.	M212
Connector Name	AV CONTROL UNIT
Connector Type	HA04FL



Terminal No. of Wire	Color	Signal Name [Specification]
129	G	USB GND
130	R	USB D- SIGNAL
131	W	V BUS SIGNAL
132	L	USB D+ SIGNAL
133	SHIELD	SHIELD

Connector No.	M303
Connector Name	COMBINATION SWITCH (SPIRAL CABLE)
Connector Type	TK08FGY



Terminal Color	No. of Wire	Signal Name [Specification]
13	R	
14	W	
15	L	
16	B	AV COMM (L)
17	BR	
18	G	
19	P	
20	Y	



Connector No.	M209
Connector Name	AV CONTROL UNIT
Connector Type	TH40FW-NH



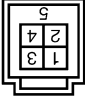
Terminal No. of Wire	Color	Signal Name [Specification]
22	R	CAMERA POWER SUPPLY
23	L	DISK EJECT SIGNAL
29	V	MODE CHANGE SIGNAL
30	SB	SW GND
42	W	CAMERA GND
49	BR	SW GND

Connector No.	M210
Connector Name	AV CONTROL UNIT
Connector Type	TH32FW-NH



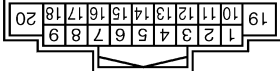
Terminal Color	No. of Wire	Signal Name [Specification]
65	SB	PARKING BRAKE
67	P	COMPOSITE IMAGE GND
68	L	COMPOSITE IMAGE SIGNAL
71	SHIELD	MICROPHONE GND
72	G	MICROPHONE VCC
73	LG	COMM (CONT->DISP)
74	P	CAN-L
75	LG	AV COMM (L)
76	LG	AV COMM (L)
79	L	ILLUMINATION
80	G	IGNITION
81	BG	REVERSE
82	R	VEHICLE SPEED (8-PULSE)
83	SHIELD	SHIELD
87	R	MICROPHONE SIGNAL
88	B	SHIELD
89	L	COMM (DISP->CONT)

Connector No.	M192
Connector Name	USB CONNECTOR
Connector Type	HA04FG



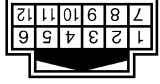
Terminal Color	No. of Wire	Signal Name [Specification]
1	W	
2	L	
3	G	
4	R	
5	SHIELD	

Connector No.	M208
Connector Name	AV CONTROL UNIT
Connector Type	TH18FW-CS2



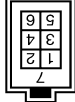
Terminal Color	No. of Wire	Signal Name [Specification]
1	GR	AMP. ON SIGNAL
2	O	SOUND SIGNAL FRONT LH (-)
3	W	SOUND SIGNAL FRONT LH (-)
4	V	SOUND SIGNAL REAR LH (-)
5	LG	SOUND SIGNAL REAR LH (-)
6	P	STRG SW A
7	V	ACC
10	B	SHIELD
11	R	SOUND SIGNAL FRONT RH (+)
12	G	SOUND SIGNAL FRONT RH (-)
13	BR	SOUND SIGNAL REAR RH (+)
14	Y	SOUND SIGNAL REAR RH (-)
15	B	STRG SW GND
16	L	STRG SW B
19	Y	BATTERY
20	B	GND

Connector No.	M149
Connector Name	WIRE TO WIRE
Connector Type	TH12MW-NH



Terminal Color	No. of Wire	Signal Name [Specification]
7	B	- [With NAV]
7	SHIELD	- [Without NAV]
8	R	-
9	G	- [With NAV]
9	W	- [Without NAV]
10	W	- [With NAV]
10	B	- [Without NAV]

Connector No.	M191
Connector Name	WIRE TO WIRE
Connector Type	CP06MGY-S



Terminal Color	No. of Wire	Signal Name [Specification]
2	W	
3	L	
4	V	
5	LG	
6	P	
7	V	
10	B	SHIELD

JCNWMM3763GI

BOSE AUDIO WITH NAVIGATION