



INFINITI®

Tranquility. Beyond Protection.

ELITE™ Extended Protection Plan



unlimited freedom

With the Infiniti Elite Extended Protection Plan,
there's never a limit to your number
of claims on covered repairs

THE INFINITI ELITE EXTENDED PROTECTION PLAN

The Infiniti Elite Extended Protection Plan is the most valuable investment you can make to ensure you enjoy your Infiniti as long as possible. The plan provides you with impressive long-term protection that goes beyond your vehicle's Limited Warranty. If a covered component fails during the term of your plan, Infiniti pays for the repair. (A deductible may apply. Please see your contract.) In addition, the plan includes extensive 24-hour Roadside Assistance, Towing, Trip Interruption and Car Rental Coverage.

Best of all, the Infiniti Elite Extended Protection Plan was created exclusively for Infiniti owners. Since it is backed and supported by Infiniti, you can rest assured that your benefits will be available and swiftly executed should you ever need them. The following pages illustrate the value and exclusive benefits you will enjoy with the Infiniti Elite Extended Protection Plan.

Emergency Toll-Free Assistance

In the unlikely event a breakdown occurs, you're covered wherever you are. Simply contact the nearest Infiniti retailer or call the special toll-free number and assistance will be quickly provided to you.

Genuine Infiniti Parts

The plan covers replacement parts* designed to keep your Infiniti vehicle running at its peak. Ask for Genuine Infiniti Parts.

Alternate Transportation

If you need to arrange emergency transportation due to a mechanical breakdown caused by a covered component, you'll receive reimbursement from Infiniti up to \$50 a day for a maximum of 5 days per service visit.

Service You Can Trust

Your Infiniti vehicle will be serviced by Infiniti-trained technicians at an authorized Infiniti dealership.

Transferable Ownership

Should you sell your Infiniti before the plan expires, you may transfer your plan (for a nominal fee) to the new owner thereby enhancing the resale value of your vehicle.

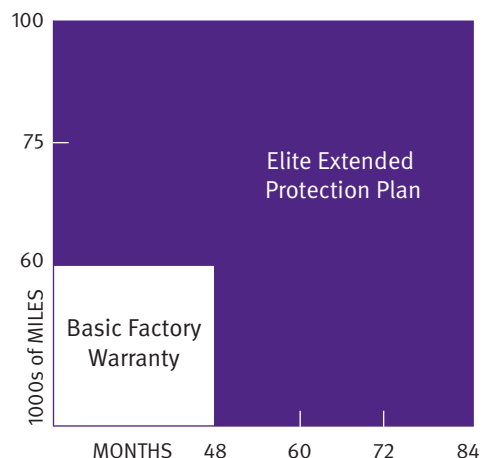
Uncompromised Value

Coverage to protect your Infiniti is an easy and affordable option. Your Infiniti retailer can help arrange inclusion of the plan into your monthly car payment.

Long-Term Coverage

Get long-term protection beyond your vehicle's Limited Warranty with coverage for up to 7 years/100,000 miles with no limit on the number of claims for covered repairs.

*Any necessary replacement parts will be made using Genuine Infiniti new or remanufactured parts, or Infiniti-approved parts.





around the clock coverage

You have immediate access to assistance when and
where you need it – 24 hours a day, 365 days a year –
by simply calling the dedicated toll-free
Customer Assistance number

COMPLETE TRAVEL PROTECTION

With the Infiniti Elite Extended Protection Plan, you will enjoy the most comprehensive Roadside Assistance[†] program that Infiniti offers. While all new Infiniti owners are provided with 48 months of this special service, the plan extends your Roadside Coverage for up to 7 years/100,000 miles.

Roadside Assistance

Upon receiving your call, a qualified representative will assess your needs and dispatch assistance for a battery boost (or jump start), flat tire change, delivery of fuel or lock out assistance.

Long Distance Towing

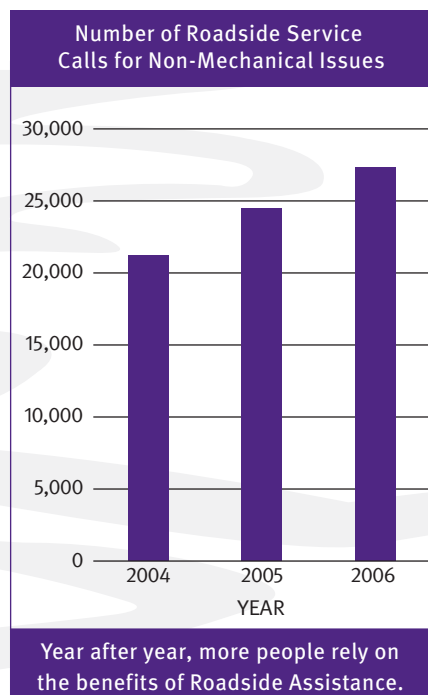
If your vehicle is disabled due to the mechanical failure of a covered component, a representative will arrange towing to the nearest Infiniti dealership or qualified repair facility within 250 miles.

“Sign And Drive” Service

Most of these roadside services are provided at no cost to you. To ensure the maximum level of convenience, simply sign the service repair order and continue on to your destination.

Trip Interruption

The plan entitles you to Emergency Travel, Trip Interruption and Reunite Service Coverage if a breakdown caused by a covered component occurs when you are 100 miles or more away from home. Receive reimbursement for lodging, meals, and alternative transportation up to a maximum of \$500 per incident. A call to our toll-free number for prior authorization is required.



†All Roadside Assistance services are provided by Cross Country Motor Club, Inc., Medford, Mass. 02155-6918, except in Alaska, California, Hawaii, Oregon, Wisconsin, and Wyoming where services are provided by Cross Country Motor Club of California, Inc., Medford, Mass. 02155-6918.

1,642 reasons to feel secure

With over 1,642 vehicle components covered,
virtually every aspect of your Infiniti's
mechanical performance is well protected

COMPREHENSIVE COVERAGE FOR YOUR INFINITI

The Infiniti Elite Extended Protection Plan provides you with an unprecedented level of protection for your Infiniti. Virtually all major components of your vehicle are covered by the plan, except for normal maintenance services as specified in the Infiniti Service and Maintenance Guide*.

The following is a concise list of the components covered by the Infiniti Elite Extended Protection Plan. For the comprehensive list, please refer to the itemized component listing on the following pages, or contact your Infiniti retailer.



ENGINE
Engine block, heads and all internal and external parts



BRAKES
All internal and external parts including Anti-Lock Brake System (ABS)



LUBRICATION & COOLING
Radiator and all internal and external lubrication and cooling parts



ELECTRICAL
All engine and body electrical components



FUEL SYSTEM
Virtually all fuel delivery components



SUSPENSION
All internal and external parts including Full Active Suspension system



TRANSMISSION
Transmission cases and all internal and external parts



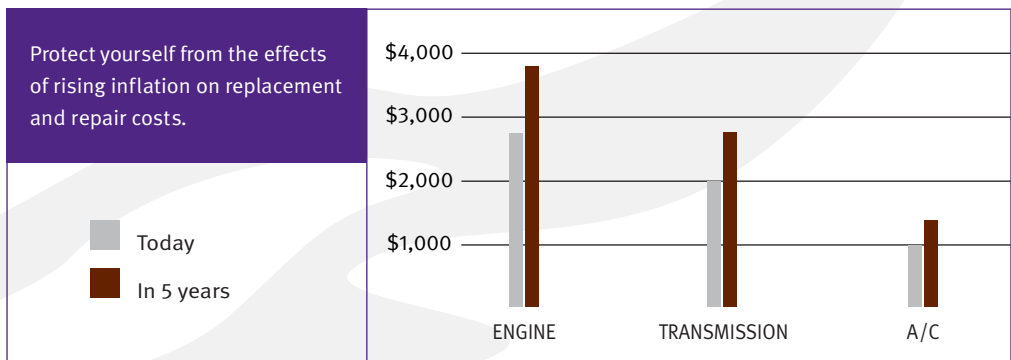
STEERING
All internal and external parts including HICAS power cylinder assembly



AUDIO/VIDEO
Most audio and video system components



BELTS & HOSES
Extensive coverage for high wear components including belts and hoses



This chart is for illustrative purposes only.

* **COVERAGE SO EXTENSIVE, ONLY A FEW ITEMS ARE NOT COVERED:** Paint, exhaust system, carpet, glass, upholstery, soft trim, weatherstripping, battery, clutch disc (manual transmission), tires, disc brake rotors, squeaks, rattles, water leaks, wind noise, In-Vehicle Communication System (IVCS) and normal maintenance items as specified in the Infiniti Owners Manual are not covered.

Normal maintenance services not covered include: engine tune-up, wheel balance and alignment, spark plug and wire replacement/adjustment, timing belt replacement, fluid and lubricant replacement/replenishment, wiper blade replacement, headlight aiming, filter replacement, brake pad and shoe replacement, and shock absorbers.

VEHICLE COMPONENTS COVERED

ENGINE

ENGINE MECHANICAL

COMPONENT	P N C
ENGINE — BARE	10102*
SHORT ENGINE ASSY.	10103*
BLOCK — CYLINDER	11010
CYLINDER BLOCK WELCH PLUG	11021
PLUG GASKET	11026
HEAD ASSY. — CYLINDER	11041
GASKET — CYLINDER HEAD	11044
COVER — CYLINDER HEAD FRONT/REAR	11046
CYLINDER HEAD WELCH PLUG	11051
BOLT — CYLINDER HEAD	11056
SEAT — INTAKE VALVE	11098
SEAT — EXHAUST VALVE	11099
PAN — OIL	11110
COVER — OIL PAN BOTTOM	11115
GASKET — OIL PAN	11121
PLUG — OIL PAN DRAIN	11128
GAUGE — OIL LEVEL	11140
LH ENGINE MOUNT INSULATOR	11215
INSULATOR — ENGINE MOUNT, FRONT	11220
RH ENGINE MOUNT BRACKET	11229
BRACKET — ENGINE MOUNT, FRONT	11232
CENTER MEMBER	11240
GUSSET	11262
ENGINE MOUNT ACTUATOR ASSY.	11273
INSULATOR — ENGINE MOUNT, REAR	11320
BRACKET — ENGINE MOUNT, REAR	11340
LH ENGINE MOUNT BRACKET	11355
BUFFER	11390
BELT — TIMING	11721
SERPENTINE BELT TENSIONER	11750
VENTILATION HOSE	11828
SERPENTINE BELT TENSIONER BRKT	11972
PISTON & PIN	12010
RING — PISTON	12033
ROD & CAP — CONNECTING	12100
BEARING — CONNECTING ROD	12111
PISTON OIL JET	12121
CRANKSHAFT	12200
BEARING — MAIN	12207
SEAL — CRANKSHAFT OIL	12279
PULLEY — CRANKSHAFT	12303
BOLT — FIXING (CRANK PULLEY)	12309
FLYWHEEL ASSY.	12310
FLYWHEEL RING GEAR	12312
CAMSHAFT	13001
GEAR — CRANKSHAFT	13021
GEAR — CAMSHAFT	13024
VTC SPROCKET ASSY.	13025
CHAIN — TIMING	13028
COVER — ENGINE FRONT	13035
VTC CIVER ASSY.	13041
SEAL — OIL, CRANKSHAFT FRONT/REAR	13042
SEAL — CAMSHAFT OIL	13043
GASKET — DUST COVER	13044
WL LADDER ASSY.	13045
LIFTER GUIDE	13051
TENSIONER — CHAIN	13070
JET — TIMING CHAIN OIL	13081
GUIDE — CHAIN TENSIONER SIDE	13085
VALVE — INTAKE	13201
VALVE — EXHAUST	13202
VALVE — SPRING	13203
SEAT — VALVE SPRING	13205
SEAT — VALVE OIL	13207
RETAINER — VALVE SPRING	13209
GUIDE — VALVE	13212
SHIM — VALVE	13229
LIFTER — VALVE (OHV ENGINE ONLY)	13231
VALVE ROCKER PIVOT	13234
SHAFT — ROCKER	13252
ARM — VALVE ROCKER	13257
COVER ASSY. — VALVE ROCKER	13264
GASKET — VALVE ROCKER COVER	13270
TIMING CHAIN REAR COVER	13500
GASKET — FRONT/REAR COVER	13520
COVER — FRONT DUST	13560
STRAINER — OIL	15050
TUBE — DIPSTICK	15155
OIL FILTER	15208
CAP — OIL FILLER	15255

PULLEY ASSY. — TENSION	16805
VVL ACTUATOR ASSY.	23745
SOLENOID ASSY. — VTC	23796

LUBRICATION & COOLING SYSTEM

OUTLET — WATER	11060
HOUSING — THERMOSTAT	11061
WATER OUTLET GASKET	11062
CYLINDER BLOCK WATER OUTLET	11063
GASKET — THERMOSTAT HOUSING	11072
DRIVE BELT TENSIONER	11716
P/S PUMP BELT TENSIONER	11717
SEAL — OIL, CRANKSHAFT FRONT/REAR	13042
INLET — WATER	13049
WATER CONNECTOR	14054
WATER BY-PASS HOSE	14055
THROTTLE BODY WATER HOSE	14083
EXHAUST MANIFOLD COVER	14091
VIAS CONTROL VALVE ASSY.	14518
VALVE — "VACUUM CUT VALVE" BYPASS	14933
VALVE — EVAP. CANISTER VENT CONTROL	14935
CANISTER — CARBON	14950
VALVE — MAP/BARO SWITCH SOLENOID	14962
PUMP ASSY. — OIL	15010
GASKET — OIL PUMP	15025
CHAIN — OIL PUMP DRIVE	15041
GEAR — OIL PUMP CRANK	15043
GEAR — OIL PUMP DRIVE	15044
GUIDE — OIL PUMP CHAIN	15073
GUIDE — LOWER OIL PUMP CHAIN	15074
VALVE — OIL PUMP REGULATOR	15132
BRACKET — OIL FILTER	15238
GASKET — OIL FILTER BRACKET	15239
VALVE — UNIT RELIEF	15241
VALVE — OIL FILTER REGULATOR	15300
TERMINAL — ACCELERATOR WIRE	16361
WIRE — THROTTLE (PUMP TO TERMINAL)	16362
CLEANER ASSY. — AIR	16500
GASKET & AIR CLEANER INSULATOR	16523
OIL TEMP SENSOR	16970
PUMP ASSY. — WATER	21010
GASKET — WATER PUMP	21014
PULLEY — FAN & WATER PUMP	21051
COOLING FAN DRIVE PUMP	21052
BLADE — FAN	21060
COUPLING ASSY. — FAN	21082
THERMOSTAT	21200
FAN OIL COOLER ASSY.	21309
ENG OIL COOLER GASKET	21310
OIL COOLER WATER HOSE	21380
RADIATOR ASSY.	21400
CAP — RADIATOR	21430
AIR INTAKE GUIDE	21468
SHROUD ASSY. — RADIATOR	21475
COCK — RADIATOR DRAIN	21480
FAN CONTROL MODULE	21493
UPPER RADIATOR HOSE	21501
LOWER RADIATOR HOSE	21503
TANK — RESERVOIR	21510
BRACKET — RESERVOIR TANK	21511
RESERVOIR TANK HOSE	21515
SWITCH — WATER TEMP (FOR COOLING FAN)	21595
RADIATOR FAN MOTOR	21597
A/T OIL COOLER PIPING	21636
FAN OIL COOLER HOSE ASSY.	21637
UNIT — WATER TEMPERATURE GAUGE	25080
RELAY — RADIATOR COOLING FAN	25217
OIL PRESSURE SENDING UNIT	25240
SWITCH — OIL PRESSURE (WITHOUT GAUGE)	25244
COOLING FAN CONTROLLER	25305
COOLING FAN SPEED CONTROL SOLENOID VALVE	25405

FUEL SYSTEM

SCV SOLENOID VALVE	14951
VACUUM DELAY VALVE	14958
PURGE CUT VALVE	14963
SCV CONTROL VAC SOLENOID VALVE	14967
VIAS CONTROL SOLENOID VALVE ASSY.	14968
IAS UNIT	16250
FUEL STRAINER ASSY.	16400

PRIMARY FUEL FILTER	16402
FUEL STRAINER UPPER COVER	16404
INJECTOR HOSE	16409
FUEL RAIL CROSSOVER TUBE	16441
DUCT — HOT AIR	16530
AIR TEMPERATURE SENSOR	16580
RESONATOR	16585
COVER — EXHAUST MANIFOLD	16590
PUMP ASSY. — ELECTRIC FUEL	17012
FUEL CONNECTOR	17103
TANK — FUEL	17201
HOSE/TUBE FUEL FILLER	17220
NECK FUEL FILLER	17222
CAP — FUEL FILLER	17251
FUEL HOSE PROTECTOR	17271
FUEL TANK FILTER	17275
FUEL TANK PROTECTOR	17285
HOSE — VENTILATION	17325
VALVE — FUEL CHECK	17330
VENTILATION HOSE	17333
VENTILATION HOSE	17337
RING — O, FUEL GAUGE	17342
BREATHER VALVE	17368
VACUUM CUT-OFF VALVE	17372
TUBE — FUEL OUTLET (TANK TO STRAINER)	17501
TUBE — AIR SUPPLIER	17508
TUBE — FUEL RETURN	17510
TUBE ASSY. — FRONT FUEL	17520
RETURN HOSE	17551
FUEL OUTLET HOSE	17565
FUEL TUBE PROTECTOR	17576
AUTO-ADJUST ACCEL PEDAL	18002
ARM — ACCELERATOR PEDAL	18010
BRACKET ASSY. — ACCELERATOR PEDAL	18021
ACCELERATOR PEDAL	18110
WIRE — ACCELERATOR	18150
ACCELERATOR STOPPER COVER	18158
SPRING — RETURN	18215
WATER SEPARATOR	18795
GASKET — FRONT TUBE	20711
VIAS VALVE VACUUM TANK	22328
FUEL TEMPERATURE SENSOR	22629
INTAKE AIR TEMP SENSOR	22631
SENSOR — TANK FUEL TEMPERATURE	22634
FUEL DAMPER	22675
FUEL HOSE DAMPER ASSY.	22676
UNIT — FUEL LEVEL SENDING	25060
EVAP. CONTROL SYSTEM PRESSURE SENSOR	25086
DUCT — FRESH AIR	62860

INTAKE/EXHAUST MANIFOLDS

FUEL DAMPER ASSY.	11300
VALVE — P.C.V.	11810
VENTILATION HOSE	11828
MANIFOLD — INTAKE	14001
MANIFOLD — EXHAUST	14004
CAP BOLT & STUD	14006
LOWER MANIFOLD COLLECTOR	14011
EXHAUST MANIFOLD CONNECTOR	14012
COLLECTOR — INTAKE MANIFOLD	14013
SUPPORT — INTAKE MANIFOLD	14018
GASKET — MANIFOLD	14035
INTAKE ADAPTER	14040
INTAKE MANIFOLD COLLECTOR ORNAMENT	14041
GASKET — COLLECTOR	14080
HEAT SHROUD	14096
TUBE & HOSE — INLET	14460
EXHAUST ACTUATOR ASSY.	20130
EXHAUST ACTUATOR CONNECTOR	20132
EXHAUST MANIFOLD W/CATALYTIC CNVRT	20801
SENSOR — EXHAUST GAS (O2)	22690

ENGINE ELECTRICAL

ALTERNATOR BRACKET	11710
ALTERNATOR ADJUSTING BAR	11715
SWIRL CONTROL VALVE	14517
THERMO ELEMENT KIT	16391
UNIT — TRANSISTOR IGN.	22020
DISTRIBUTOR ASSY.	22100
ROTOR HEAD	22157
HARNES — DISTRIBUTOR	22159

*Replacement of this assembly must be coded with the PNC of the causal failed part.

POWER TRAIN CONTINUED

GEAR — REVERSE MAIN	32245
REVERSE IDLER THRUST WASHER	32249
GEAR — 2ND MAIN	32250
3RD COUNTER GEAR ASSY.	32259
GEAR — 3RD MAIN	32260
INPUT SHAFT — 3RD GEAR	32261
GEAR BUSHING	32262
4TH COUNTER GEAR ASSY.	32263
NEEDLE BEARING	32264
GEAR — 4TH MAIN	32270
INPUT SHAFT — 4TH GEAR	32271
BEARING — MAINSHAFT	32273
COUNTER GEAR BUSHING	32275
COUNTER GEAR NEEDLE BEARING	32276
REVERSE IDLER SHAFT	32281
GEAR — REVERSE IDLER	32282
REVERSE IDLER GEAR BEARING	32283
HUB & SLEEVE SET	32300
GEAR — 5TH INPUT	32310
COUNTER SHAFT END BEARING	32319
MAIN SHAFT BEARING	32339
GEAR — 5TH MAIN	32340
6TH MAIN GEAR ASSY.	32341
C RING HOLDER	32351
SYNCHRONIZER HUB	32601
SPREAD RING	32603
BAULK RING	32605
COUPLING SLEEVE	32606
SHIFTING INSERT	32609
REVERSE BAULK RING	32617
SYNCHRONIZER ASSY.	32620
1ST BAULK RING	32680
2ND BAULK RING	32681
3RD BAULK RING	32682
4TH BAULK RING	32683
5TH BAULK RING	32684
SPEEDO DRIVE GEAR	32701
SPEEDO PINION ASSY.	32703
FORK ROD	32801
FORK SHAFT BUSHING	32803
SHIFT FORK	32805
SHIFT FORK	32806
FORK ROD	32809
RING STOPPER	32812
ROD BRACKET	32813
INTERLOCK PIN	32815
INTERLOCK PLUNGER	32817
SWITCH PLUNGER	32827
CHECK BALL	32828
CHECK BALL AND SPRING	32829
CHECK BALL AND SPRING	32833
CHECK BALL PLUG	32834
CONTROL LEVER ASSY.	32840
CONTROL LEVER	32841
LOW/HIGH CONTROL LEVER	32847
PLUNGER	32851
SELECT CHECK SPRING	32852
RETURN SPRING PLUG	32854
RETURN SPRING	32855
CONTROL ROD SHAFT OIL SEAL	32857
SEAL — OIL CONTROL	32858
CONTROL ROD BOOT	32859
SHIFT KNOB	32865
CONTROL LEVER HOUSING ASSY.	32868
CONTROL ROD BRACKET	32881
SHIFTER CAP	32886
STRIKING ROD	32892
LEVER ASSY. — STRIKING	32897
SLIDE BALL BEARING	32898
TRANSFER ASSY.	33000
REAR CASE	33103
CONTROL ROD	34103
FRONT COVER OIL SEAL	34113
TRUNNION — SELECT ROD	34410
DUST COVER HOLDER	34504
DUST COVER	34506
SUPPORT ROD	34559
SUPPORT ROD BRACKET	34560
SUPPORT ROD DAMPER	34582
LEVER — CONTROL	34903
ROD COMPLETE — COMPRESSION	34912
SHAFT ASSY. — LEVER	34915
PIN — POSITION PLATE	34917

SET — CONTROL LEVER KNOB	34920
SPRING — RETURN	34926
ROD — SELECT	34935
SOLENOID ASSY. — SELECT LOCK	34970
“PARK” POSITION SWITCH — A/T MODELS	34980
FINAL GEAR	38101
BREATHER	38323
CASE — DIFFERENTIAL	38410
GEAR — SIDE	38413
PINION MATE	38415
SHAFT — PINION MATE	38417
BEARING — SIDE	38444
BUSHING — CLUTCH PEDAL	46526
CLUTCH PEDAL	46540
SPRING — CLUTCH PEDAL RETURN	46586

PROPELLER SHAFT(S) DIFFERENTIAL

DIFFERENTIAL LOCK UNIT	28496
4WD DRAIN PLUG	32104
SHAFT — PROPELLER	37000
CENTER BEARING BRACKET	37010
BRACKET — CENTER BEARING	37511
BEARING — CENTER	37521
INSULATOR — CENTER BEARING	37522
HYPOID GEAR & PINION SET	38100
BOLT — DRIVE GEAR	38102
BEARING — PINION REAR	38120
BEARING — PINION FRONT	38140
SPACER — PINION BEARING	38165
SPACER — PINION PILOT BEARING	38169
SEAL — OIL, DRIVE PINION	38189
FLANGE — COMPANION	38210
FLANGE — SIDE	38220
FLANGE — 4WD SIDE	38221
DIFFERENTIAL SIDE SHAFT ASSY.	38230
DIFF SIDE SHAFT ASSY.	38231
EXTENSION TUBE RETAINER	38232
DIFFERENTIAL SIDE BEARING ASSY.	38242
FINAL DRIVE ASSY.	38300
HOUSING — FINAL DRIVE	38310
CARRIER — 4WD GEAR	38311
GASKET — REAR COVER	38320
BEARING — PILOT	38335
RETAINER — 4WD SIDE BEARING	38341
SEAL — OIL, SIDE	38342
SIDE RETAINER O-RING SEAL	38343
OIL SEAL — 4WD DIFF. SIDE	38344
O-RING — 4WD SIDE RETAINER	38345
AXLE TUBE O-RING SEAL	38346
SIDE O-RING SEAL	38347
COVER — REAR FINAL DRIVE	38351
BREATHER & HOSE — DIFFERENTIAL	38352
BREATHER — 4WD	38353
BREATHER HOSE	38354
DRAIN PLUG	38355
REAR COVER GASKET	38420
CASE — DIFF.	38421
GEAR — SIDE, DIFF. BEVEL	38423
WASHER — THRUST, SIDE GEAR	38424
PINION MATE — DIFF. BEVEL	38425
WASHER — THRUST, PINION MATE	38426
SHAFT — PINION MATE	38427
PIN — LOCK, PINION SHAFT	38428
LOCK PIN — 4WD PINION SHAFT	38429
BLOCK — THRUST	38430
DIFFERENTIAL PRESSURE RING	38431
DIFFERENTIAL FRICTION PLATE	38432
DIFFERENTIAL FRICTION DISC	38433
BEARING — DIFF. SIDE	38440
DIFFERENTIAL SIDE BEARING ASSY.	38442
4WD RING & PINION SET	38540
BEARING — 4WD FRONT PINION	38541
BEARING — 4WD REAR PINION	38542
SPACER — 4WD PINION BEARING	38543
OIL SEAL — 4WD DIFF. SIDE	38544
FLANGE — 4WD COMPANION	38545
4WD DIFFERENTIAL CASE	38546
4WD SIDE GEAR	38547
THRUST WASHER — 4WD SIDE GEAR	38548
4WD PINION MATE	38549
THRUST WASHER — 4WD PINION MATE	38550
SHAFT — 4WD PINION MATE	38551

BEARING — 4WD SIDE	38552
BOLT — 4WD DRIVE GEAR	38553
VISCOUS COUPLING	38760
COVER — 4WD REAR	40513
GASKET — 4WD REAR COVER	40515
DIFF MTNG INSULTR ASSY.	54710

TRANSFER CASE

POWER SHIFT SWITCH	25127
TRANSFER MOTOR RELAY	25249
DIFF LOCK SWITCH	25535
SWITCH — SHIFT (4WD)	25536
4WD SHIFT SWITCH	25538
TRANSFER CONTROL UNIT	28495
MOTOR ASSY. — TRACTION	29010
HOUSING — OIL PUMP, SUB	31342
SEAL ASSY. — OIL	31375
GEAR — INTERNAL	31431
GEAR ASSY. — SUN	31460
PISTON — FRONT CLUTCH	31513
FLANGE — PRESS	31519
RETURN ASSY. — SPRING	31521
PLATE ASSY. — DRIVE	31532
PLATE — DRIVEN	31536
DRUM ASSY. — REAR CLUTCH	31543
HUB ASSY. — REAR CLUTCH	31551
SOLENOID ASSY. CONTROL	31939
SWITCH — COMPLETE, ATP	32003
SWITCH — COMPLETE, NEUTRAL	32004
BEARING — EXTENSION, REAR	32133
ASSY. — SPEEDOMETER PINION	32702
TRANSFER ASSY.	33100
CASE ASSY. — REAR, TRANSFER	33104
CASE — CENTER TRANSFER	33105
CASE — FRONT TRANSFER	33107
BAFFLE PLATE	33108
MAIN SHAFT OIL SEAL	33111
BEARING — BALL, INPUT	33116
COVER — FRONT TRANSFER	33117
MAIN SHAFT NEEDLE BEARING	33125
SLEEVE — COUPLING, LOW & HIGH	33130
SHAFT — MAIN	33131
FRONT DRIVE SPROCKET	33134
FR/RR DRIVE SHAFT BEARING	33135
BEARING — RADIAL NEEDLE	33136
BEARING — NEEDLE PILOT	33137
MAIN SHAFT	33138
BEARING — BALL, OUTPUT	33139
REAR CASE OIL SEAL	33142
SEAL — OIL, REAR CASE	33145
OIL COVER	33146
REAR OIL GUTTER	33149
SHAFT — FRONT DRIVE	33151
COUPLING, 2WD & 4WD	33153
CHAIN — TRANSFER	33155
ROD ASSY. — SHIFT	33166
SHIFT SHAFT OIL SEAL	33185
TRANSFER CONTROL LEVER	33210
FLANGE ASSY. — COMPANION	33211
SEAL — OIL, FRONT DRIVE	33217
REAR COMPANION FLANGE ASSY.	33220
TRANSFER MOTOR RELAY	33251
PLUG — DRAIN	33312
BREATHER — AIR, TRANSFER	38322
ELECTRIC COUPLING ASSY.	38761

STEERING SYSTEM

PULLEY — IDLER	11925
BRACKET — IDLER PULLEY (FOR P/STRG PUMP)	11935
BRACKET — OIL PUMP	11940
BAR — OIL PUMP ADJUSTING	11945
TCS MOTOR ASSY.	16120
LAMP — HICAS WARNING	25020
SLIP RING	25694
STEERING SENSOR ASSY.	28475
CONTROL UNIT	28505
CABLE — KEY INTERLOCK	34908
STOPPER BOLT CAP	40039
HOUSING — STEERING GEAR	48011

PINION — STEERING GEAR	48023	SONAR ROAD SENSOR	25965	STRUT ASSY.	54302
BEARING — PINION/WORM GEAR	48025	NOISE SUPPRESSOR COIL	28363	PACKING — GLAND	54308
STEERING COUPLING	48070	SENSOR — STEERING ANGLE	28476	INSULATOR — STRUT	54320
UPPER STEERING JOINT ASSY.	48071	AIR SUSPENSION CONTROL ASSY.	28581	BEARING — STRUT	54325
STEERING COUPLING FLANGE	48076	BRACKET — CENTER BEARING	37519	REBOUND STOP	54342
JOINT ASSY. — STEERING LOWER	48080	BEARING — CENTER	37520	ROD ASSY. — CONNECTING SENSOR	54372
RACK — STEERING GEAR	48100	SHAFT ASSY. — REAR AXLE	38162	SUB-HARNES — ADJ. SHOCK ABSORBER	54390
PINION OIL SEAL	48125	NUT — REAR AXLE SHAFT LOCK	38163	MEMBER — FRONT SUSPENSION	54401
STEERING GEAR BOOT	48203	FLANGE — SIDE	38220	TOWER BAR ASSY.	
ADJUSTER	48231	FRONT DRIVE FLANGE	38512	(BRACE BETWEEN FT. STRUT TWRS.)	54412
BRACKET — RACK MOUNTING UPPER	48353	4WD FRONT DRIVE SHAFT	38519	BRACKET — R/H TOWER BAR	54413
INSULATOR —		FRONT DRIVE SHAFT ASSY.	39100	BRACKET — L/H TOWER BAR	54414
STEERING GEAR MOUNTING	48376	DUST SHIELD	39252	SPINDLE — LOWER LINK	54419
WHEEL ASSY. — STEERING	48400	SHAFT ASSY. — DRIVE	39600	FRONT CROSS BAR ASSY.	
NUT — LOCK	48401	RACE — SPIDER ASSY.		(BETWEEN LOWER SUSP. ARMS)	54424
HEATED STEERING WHEEL ASSY.	48402	W/ BRG (DIFF. SIDE)	39625	FRONT SUSPENSION STAY	54466
BUTTON ASSY. — HORN	48420	BOOT — RUBBER	39655	ROD — TENSION	54470
COVER — STEERING COLUMN SHELL	48470	SLIDE JOINT HOUSING	39714	BUSHING — TENSION ROD	54476
ROD ASSY. — SIDE/Drag LINK	48510	SLIDE JOINT SPIDER ASSY.	39720	BRACKET — TENSION ROD	54480
NUT — LOCK, SIDE ROD	48514	SPINDLE — KNUCKLE	40014	BUSHING	54504
SOCKET ASSY. — SIDE ROD OUTER	48520	PIN — KING	40022	UPPER LINK BUSHING	54507
SOCKET ASSY. — SIDE ROD INNER	48521	BEARING — KING PIN	40030	LINK ASSY. — FRONT SUSPENSION UPPER	54524
NUT — SLOTTED	48523	BOLT — STEERING STOPPER	40038	BRACKET — FRONT SUSPENSION UPPER	54527
SWITCH ASSY. — IGN.,		ARM — KNUCKLE	40052	LINK — TRANSVERSE LOWER	54529
WITH STEERING LOCK	48700	BOOT — DRIVE SHAFT	40088	UPPER LINK	54533
TRANSFER GEAR ASSY.	48760	UPPER BALL JOINT	40110	UPPER LINK SPINDLE	54536
TELESCOPIC LEVER	48815	BALL JOINT	40160	EXTENSION — KNUCKLE STEERING	54590
SHAFT ASSY. — STEERING COLUMN	48820	SEAT — LOWER BALL JOINT	40173	STABILIZER — FRONT	54611
SHAFT — UPPER COLUMN	48821	HUB — FRONT ROAD WHEEL	40202	BRACKET & BUSHING	54614
LOWER COLUMN SHAFT ASSY.	48822	4WD DRIVE SHAFT BEARING	40213	BUSH. ASSY. —	
STEERING COLUMN LOWER SHAFT	48823	BEARING	40215	STABILIZING CONNECT. ROD	54618
JACK TUBE & CLAMP ASSY.	48850	BOLT — FRONT HUB	40222	ROD — RR STABILIZER CONNECTING	54619
JACKET TUBE ASSY.	48860	SIDE SHAFT GREASE SEAL	40227	CONN ROD ASSY. BRACKET ASSY.	54650
UPPER JACKET TUBE	48861	FRONT BEARING DUST SEAL	40228	BRACKET — LOWER LINK	55015
HOLE COVER ASSY.	48950	SEAL — GREASE	40232	LINK ASSY. — LOWER	55019
HOLE COVER INSULATOR BRACKET	48958	NUT — LOCK	40262	SPRING — LEAF/COIL	55020
STEERING COLUMN CLAMP	48960	REAR AXLE HOUSING	43010	UPPER LINK ASSY.	55023
JOINT COVER	48967	HOUSING — REAR AXLE (MULTI-LINK)	43018	PARALLEL ROD	55024
LEVER — TILT	48970	BUSHING ASSY. — AXLE HOUSING	43052	SEAT — SPRING	55036
TILT MOTOR ASSY.	48990	HUB — REAR WHEEL	43204	BUSHING ASSY. — SUSPENSION ARM	55045
TELESCOPIC MOTOR ASSY.	48991	FLANGE — REAR AXLE COMPANION	43213	LOWER LINK BUSHING & BOLT	55047
TILT SENSOR ASSY.	48992	BEARING — REAR AXLE	43215	UPPER LINK BUSHING & BOLT	55048
TELESCOPIC SENSOR ASSY.	48993	BOLT — REAR HUB	43222	RADIUS ROD LINK	55110
RACK & PINION ASSY.	49001	SEAL — GREASE, REAR HUB	43232	FRONT LOWER LINK ASSY.	55111
PUMP ASSY. — OIL, POWER STEERING	49110	SEAL — REAR AXLE SHAFT OIL	43252	REAR SUSPENSION UPPER ARM	55120
TANK — RESERVOIR/PUMP —		LOCK NUT	43262	LINK ASSY. — RR SUSPENSION	
POWER STRG.	49115	ACTUATOR ASSY. — CONTROL	52102	UPPER, FRONT	55121
CAP — OIL PUMP	49181	JOINT ASSY. — FRONT	52110	REAR SUSPENSION CONTROL ROD	55122
SEAL — OIL, PINION	49226	FILTER ASSY. — AIR FRONT	52140	PANHARD ROD ASSY.	55130
PACKING — RACK	49297	SEAT — INSULATOR CAP	52147	LINK ASSY. — RR SUSPENSION	
SEAL — OIL, STUB SHAFT	49365	CLIP — INSULATOR CAP	52149	UPPER, REAR	55131
BUSH ASSY. — RACK	49522	ACTUATOR ASSY. — REAR	52152	BUSHING — PANHARD ROD	55135
O-RING	49525	JOINT ASSY. — REAR	52160	BOLT — SUSPENSION ARM	55226
TUBE — CYLINDER	49541	SEAT — REAR JOINT	52162	BUMPER — BOUND	55240
POWER STEERING HOSE & TUBE SET	49710	VALVE COMPL. — FRONT CONTROL	52200	STRUT BOUND BUMPER	55241
PRESSURE TUBE ASSY.	49716	ACCUMULATOR ASSY. — FRONT	52240	LOWER LINK BRACKET	55252
TUBE & HOSE ASSY.		VALVE COMPL. — REAR CONTROL	52250	UPPER LINK BRACKET	55270
(STRG. GEAR TO PUMP)	49720	ACCUMULATOR ASSY. — REAR	52290	REAR STRUT ASSY.	55302
POWER STEERING OIL COOLER	49721	VALVE ASSY. — MULTI	52300	INSULATOR — MOUNTING	55320
POWER STEERING HOSE & TUBE	49722	FILTER COMPL. — DRAIN	52360	MEMBER — REAR SUSPENSION	55401
POWER STEERING RETURN HOSE	49725	TANK ASSY. — OIL	52400	REAR TOWER BAR ASSY.	55412
BREATHER TUBE	49731	COOLER ASSY. — OIL	52421	REAR TOWER BAR BRACKET, R.H./L.H.	55416
SWITCH — OIL PRESSURE	49761	MOTOR FAN	52431	REAR CROSS BAR ASSY.	55422
AIR CONTROL VALVE	49762	ACCUMULATOR — PUMP	52470	STAY — RR SUSPENSION MEMBER	55451
VALVE — FLOW CONTROL	49810	TUBE & HOSE — FRONT ACTUATOR	52500	INSULATOR ASSY. —	
PRESSURE CONTROL VALVE ASSY.	49836	TUBE ASSY. — REAR ACTUATOR	52502	SUSP. MEMBER MTG.	55466
COMPRESSION ROD	54468	TUBE — DRAIN FRONT	52541	BRACKET ASSY. —	
COMPRESSION ROD	54471	TUBE — DRAIN REAR	52543	DIFFERENTIAL MOUNTING	55471
REAR AXLE BALL JOINT ASSY.	55154	TUBE & HOSE — FRONT CROSS	52600	BRACKET — PARALLEL ROD	55480
HICAS ELECT CYL ASSY.	55705	TUBE ASSY. — ACTIVE SUSP. FRONT	52640	DIFF MOUNTING INSULATORS	55484
HICAS POWER CYLINDER ASSY.	55710	TUBE & HOSE — ACTIVE SUSP. R. FLOOR	52650	DYNAMIC DAMPER ASSY.	55490
HICAS MOTOR ASSY.	55740	CONTROL ASSY. — ACTIVE SUSP. FRONT	52700	BAR — REAR SUSPENSION	55495
MAIN POSITION SENSOR — HICAS	55741	AIR COMPRESSOR ASSY.	53400	REAR AXLE TORSION BEAM ASSY.	55500
REAR PRESSURE HOSE & TUBE SET	55750	REAR "B" TANK TUBE ASSY.	53530	ARM ASSY. — SUSPENSION	55501
CUT OFF VALVE ASSY.	55780	REAR "A" TANK TUBE ASSY.	53546	PARALLEL ROD BOLT	55524
VARIABLE RATIO STRG. CONTROL	285H0	HEIGHT SENSOR ASSY.	53810	REAR SUSPENSION ARM PROTECTOR	55527
		SENSOR ROD ASSY.	53820	STAY — SPRING SEAT	55545
		SPRING — FRONT COIL/TORSION-BAR	54010	BUSHING	55743
		SEAT — SPRING	54036	STABILIZER — REAR	56230
		BUMPER — BOUND	54050	BUSHING — CONNECTING ROD	56231
		REBOUND BUMPER	54053	BRACKET — RR STABILIZER	56233
		COVER — DUST, STRUT	54055	REAR STABILIZER BUSHING	56235
		SEAL — DUST, STRUT	54059	BUSHING & MOUNTING	
		TORQUE ARM	54080	BRACKET STABILIZER	56243
		ANCHOR ARM	54210	G SENSOR ASSY.	98805
		ANCHOR ADJUSTING BOLT & NUT	54216		

FRONT/REAR SUSPENSION

SWITCH — HEIGHT CONTROL	25105
SWITCH — ADJ./SONAR SUSPENSION	25140
UNIT — CONTROL	
ADJ./SONAR SUSPENSION	25963

BRAKES

TCS SWITCH ASSY.	25145
ICC BRAKE HOLD RELAY	25184
ICC STRNG SWITCH	25185
ICC BRAKE SWITCH	25186
ABS MOTOR RELAY	25187
VDC/TCS/ABS RELAY BOX	25285
VDC/TCS/ABS CONTROL ASSY.	25286
SWITCH — STOP LAMP	25320
CONTROL ASSY. — HAND BRAKE	36010
SWITCH — PARKING BRAKE	36011
PARKING BRAKE DAMPER	36055
ROD — RELEASE	36327
SPRING — HAND BRAKE LEVER	36337
ROD/CABLE — HAND BRAKE/FRONT	36402
NUT — HAND BRAKE CABLE ADJUST	36437
ROD — CROSS CABLE	36451
ROD — REAR CABLE	36452
EQUALIZER	36518
SPRING — RETURN	36545
ADJUSTER — REAR CABLE	36547
YOKE — CALIPER	41025
PIN — HOLD DOWN	41040
PIN — PIVOT	41041
SPRING — ANTI-SQUEAL	41083
CLIP — ANTI-RATTLE	41086
CALIPER ASSY. — FRONT	41110
PISTON & SEAL	41120
PLATE — FRONT BAFFLE	41151
CALIPER ASSY. — REAR	44010
BACK PLATE	44020
BODY — CALIPER	44025
PIN — HOLD DOWN	44040
EXTENSION LINK	44075
PIN — ANTI-RATTLE	44081
SPRING — PAD	44082
SPRING — RETURN, REAR BRAKE	44090
LEVER ASSY. — TOGGLE	44095
WHEEL CYLINDER ASSY.	44100
TOGGLE LEVER	44118
PISTON & SEAL	44120
PLATE — BAFFLE	44151
PARKING BRAKE ANCHOR	44180
ADJUSTER ASSY.	44200
CYLINDER ASSY. — BRAKE MASTER	46010
CAP — RESERVOIR	46020
SEAL — RESERVOIR TANK	46045
INDICATOR ASSY. — LEVEL	46048
PISTON ASSY.	46063
RING — SNAP	46082
TANK — OIL RESERVOIR	46090
STRAINER — OIL	46093
RESERVOIR HOSE	46113
PIN — CLEVIS	46123
FRONT BRAKE HOSE	46201
REAR BRAKE HOSE	46211
PIPE — BRAKE	46284
CONNECTOR	46313
NP VALVE (LOAD SENSING VALVE)	46400
PROPORTIONING VALVE	46401
AUTO ADJUSTING BRAKE PEDAL	46501
STOPPER ASSY. — PEDAL	46518
PEDAL — BRAKE	46520
BUSHING — BRAKE PEDAL	46525
SHAFT — BRAKE FULCRUM	46560
SLEEVE — PEDAL SHAFT	46580
SPRING — BRAKE PEDAL RETURN	46585
BRAKE BOOSTER ASSY.	47210
SPACER — BRAKE BOOSTER	47211
BRAKE PRESSURE SENSOR ASSY.	47230
HOSE — BRAKE BOOSTER	47471
CONNECTOR — BRAKE BOOSTER	47475
VALVE ASSY. — CHECK	47478
ACTUATOR ASSY.	47600
ABS ACTUATOR RELAY	47605
ACTUATOR BRACKET	47840
MODULE ASSY.	47850
SENSOR ASSY. (RR) — ANTI-SKID	47900
SENSOR ASSY. (FR) — ANTI-SKID	47910
DECCELERATION SENSOR ASSY.	47930
STEERING ANGLE SENSOR ASSY.	47945
ROTOR ASSY. (RR) — SENSOR	47950
BRACKET — FRONT SENSOR	47960
ROTOR ASSY. (FR) — SENSOR	47970

ROAD WHEELS

NUT — WHEEL	40224
WHEEL ASSY.	40300
TIRE PRESSURE SENSOR	40700
TIRE PRESSURE SENSOR CONTROL UNIT	40720
TIRE PRESSURE ANT FRONT	40741
TIRE PRESSURE ANT REAR	40742

BODY & INTERIOR

BODY

SWITCH — SUN ROOF SLIDE	25191
RELAY — SUN ROOF	25192
RELAY — FUEL LID OPENER	25271
SWITCH — POWER SEAT	25310
SWITCH — FUEL FILLER LID OPENER	25394
SWITCH — REMOTE CONTROL MIRROR	25570
HEATED MIRROR SWITCH	25580
REFLECTOR INSERT	26560
SEAT SPEAKER	28172
SEAT SPEAKER GRILLE	28176
SPEAKER GRILLE	28177
RELEASE CABLE	36329
TRUNK LID INSIDE RELEASE HANDLE	36400
BUMPER FRONT FASCIA	62022
FRONT REINFORCER	62024
FRONT BUMPER MOLDING	62065
FRONT SIGHT SHIELD	62080
HONEYCOMB — FRONT	62092
FRONT BUMPER SHOCK ABSORBER/STAY	62210
GRILLE — FRONT BUMPER	62256
GRILLE ASSY. — RADIATOR	62330
LID/FINISHER — HEADLAMP	62410
SPOILER — AIR	62651
TOWING HOOK	62688
AIR GUIDE FR CENTER	62820
FENDER ASSY. — FRONT	63100
LOWER FRONT FENDER	63834
SPLASH GUARD — FRONT	63850
MOLDING — FRONT FENDER SIDE	63851
PROTECTOR — FRONT FENDER	63880
PANEL ASSY. — HOOD	65100
HINGE ASSY. — HOOD	65400
HOOD HINGE TORSION BAR	65420
HOOD STAY	65470
MALE ASSY. — HOOD LOCK	65601
CABLE — HOOD LOCK CONTROL	65620
HOOD TOP ORNAMENT	65890
GRILLE — COWL TOP	66801
ASSIST AIR BAG LID	68290
MOLDING — FASTENER, FRONT WINDSHIELD	72810
FRAME — SUN ROOF	73640
RAIL-GUIDE	73662
BRACKET — SUN ROOF MOTOR	73670
DEFLECTOR — AIR, SUN ROOF	73675
MOTOR — SUN ROOF	73685
MOLDING — ROOF DRIP/PILLAR	73810
SUN ROOF ASSY.	73856
DRAIN HOSE	73876
CLAMP/BELT — SPARE TIRE	74630
COVER — ENGINE UNDER	75891
PLATE — STEP RAIL	76953
DRAFTER — AIR	77854
SWITCH — TRUNK LID OPENER	78526
BODY EMBLEM	78801
SWITCH — FUEL FILLER LID OPENER	78826
LID — FUEL FILLER	78831
MOLDING — REAR FENDER SIDE	78850
MOLDING FASTENER — REAR WINDOW	79810
PANEL ASSY. — FRONT DOOR	80100
SASH ASSY. — FRONT DOOR	80210
SASH COVER — FRONT DOOR	80274
HINGE ASSY. — FRONT DOOR	80400
LINK DOOR — STOPPER	80430
LOCK ASSY. — DOOR	80502
ROD — LOCK KNOB	80510
ROD ASSY. — REMOTE CONTROL	80512
STRIKER ASSY. — DOOR LOCK	80570
KNOB — DOOR LOCK	80595

CYLINDER ASSY. — DOOR LOCK	80600
HANDLE ASSY. — DOOR OUTSIDE	80605
ROD HANDLE	80608
HANDLE ASSY. — DOOR INSIDE	80670
REGULATOR ASSY. — FRONT DOOR	80700
DOOR INNER FRAME	80774
MOLDING — FRONT DOOR OUTSIDE	80821
MOLDING — FRONT DOOR SIDE	80850
DOOR WAIST FINISHER	80932
PANEL ASSY. — REAR DOOR	82100
SASH COVER — REAR DOOR	82274
PARTITION WINDOW SHADE ASSY.	82275
HINGE ASSY. — REAR DOOR	82400
LOCK ASSY. — REAR DOOR	82502
ROD — LOCK KNOB	82510
ROD ASSY. — REMOTE CONTROL	82512
STRIKER ASSY. — DOOR LOCK	82570
HANDLE ASSY. — REAR DOOR OUTSIDE	82605
ROD HANDLE	82608
HANDLE ASSY. — REAR DOOR INSIDE	82670
REGULATOR ASSY. — DOOR WINDOW	82700
MOLDING — REAR DOOR OUTSIDE	82820
MOLDING — REAR DOOR SIDE	82850
LID ASSY. — TRUNK	84300
LOCK ASSY. — FUEL FILLER LID	84360
STRIKER — BACK DOOR LOCK	84420
PARCEL SHELF TRUNK OPEN LEVER	84442
CYLINDER — TRUNK LID/TAIL GATE	84460
SOLENOID/MOTOR — TRUNK LID OPENER	84471
HINGE ASSY. — TRUNK LID/BACK DOOR	84510
STAY SET, TENSION BAR — TRUNK LID	84532
SWITCH — TRUNK LID OPENER CANCEL	84665
ACTUATOR — Q45 TRUNK LID OPENER	84680
GRILLE — SPEAKER	84948
REAR REINFORCER	85024
REAR BUMPER	85032
FASCIA — REAR BUMPER	85051
REAR BUMPER MOLDING	85065
REAR BUMPER SHOCK ABSORBER	85210
TRUNK LID TRIM	90900
BOARD — SPLASH	93820
COMPLETE STEP RAIL ASSY.	96100
BARE STEP RAIL — NO ADDED HARDWARE	96110
END CAP — STEP RAIL	96144
MIRROR — REMOTE CONTROL	96302
ACTUATOR ASSY. — MIRROR	96367
TRAY — ASH	96521
SPOILER — REAR	98100

INTERIOR

SEAT SLIDE SWITCH	25314
HEATED SEAT RELAY	25325
SEAT BELT BUCKLE	25460
REAR POWER SEAT SWITCH	25494
BULB — ILLUMINATION	26261
POWER SEAT CONTROL UNIT	28565
SIDE VENT NOZZLE	66550
PANEL — INSTRUMENT	68100
LOCK SET — GLOVE BOX LID	68630
GRILLE — DEFROSTER	68742
GRILLE — SIDE DEFROSTER	68745
GRILLE — CONSOLE REAR CENTER VENT	68754
NOZZLE — CENTER VENTILATOR	68790
LISTING — WIRE	73921
FRONT SEAT BELT ASSY.	86820
FRONT SEAT BELT BUCKLE ASSY.	86842
FRONT SEAT BELT TONGUE ASSY.	86844
PASSIVE SHOULDER BELT SET	86862
PASSIVE SEAT BELT TONGUE ASSY.	86894
POWER UNIT (AUTO SEAT BELT ASSY.)	86910
GUIDE RAIL ASSY.	86920
PASSIVE BELT BUCKLE ASSY.	86950
SWITCH — REAR LIMIT	86970
SWITCH — FRONT LIMIT	86980
SWITCH — SEAT SLIDE	86982
DEVICE ASSY. — RECLINING	87401
BOLT — SPECIAL	87408
SLIDE ASSY.	87501
FRONT LEFT SEAT SLIDE ASSY./BRACKET	87502
SWITCH LIMIT FR SEAT	87504
SLIDE — ASSY.	87653
LIFT ASSY.	87654
ELECTRIC RECLINING DEVICE ASSY.	87655
PASSIVE RESTRAINT SEAT BELT ADJUSTER	87824
REAR RECLINING DEVICE ASSY.	88451

REAR POWER SEAT MOTOR	88510
REAR POWER SEAT SLIDE	88551
REAR SEAT BELT SET	88820
REAR SEAT BELT BUCKLE ASSY.	88842
REAR SEAT BELT TONGUE ASSY.	88844
REAR/3RD SEAT CENTER BELT SET	88850
3RD SEAT BELT BUCKLE ASSY.	89822
3RD SEAT BELT TONGUE ASSY.	89844
MIRROR ASSY. — INSIDE	96321
VISOR — SUN	96400
TRAY — INSTRUMENT ASH	96501
TRAY — ASH	96515
FINISHER — REAR CONSOLE	96931
INDICATOR — A/T CONTROL LEVER	96940
AUTO DRIVE POSITION CONTROL	98800

ELECTRICAL

BODY ELECTRICAL

SWITCH — ASCD SET/CANCEL	18930
INTELLI CRUISE CONTROL UNIT	18995
HARNES — MAIN	24010
HARNES — ENGINE ROOM	24012
HARNES — INSTRUMENT	24013
HARNES — BODY	24014
HARNES — TAIL	24015
HARNES — CHASSIS	24016
HARNES — CONSOLE	24030
HARNES — ENGINE	24077
HARNES — TAILGATE	24145
HARNES — ROOM CAMP	24160
LINK — FUSIBLE	24161
HARNES — SUN ROOF	24162
HARNES — AIR BAG	24170
HARNES — DOOR	24239
REAR WINDOW DEFROSTER	24320
DEFROSTER WIRING	24328
BREAKER — CIRCUIT	24330
UNIFIED METER CNTRL. UNIT	24810
COMBINATION METER LENS	24813
DIGITAL TEMP METER ASSY.	24835
COMPASS — TEMP SENSOR	24836
SPEEDOMETER	24850
TACHOMETER	24855
GAUGE — FUEL	24860
ILLUMINATION INVERTER	24871
ODOMETER/TRIP METER	24875
GAUGE — WATER TEMPERATURE	24880
SECURITY INDICATOR LAMP	25021
PLATE — CIRCUIT	25030
PASS AIRBAG STATUS LAMP	25032
WARNING DISPLAY LAMP	25040
DISPLAY — WARNING	25041
CABLE — SPEEDOMETER	25050
WARNING DISPLAY AMPLIFIER	25065
O/HEAD CONSOLE SW MODULE	25111
LANE DEPARTURE SENSOR SWITCH	25134
VDC OFF SWITCH	25147
STEERING WHEEL HEATER SWITCH	25148
SWITCH ASSY. — COMBINATION (LIGHTING)	25160
PEDAL ADJ SWITCH ASSY.	25180
HEADLAMP AIMING SWITCH	25188
RELAY — GLASS HATCH/BACK DOOR	25197
RELAY — AUDIO AMPLIFIER	25198
RELAY — COURTESY LAMP	25201
TAIL GATE RELEASE RELAY	25202
RELAY — HEADLAMP	25203
RELAY — DEFROSTER	25204
RELAY — HORN	25205
INSTRUMENT PANEL SWITCH	25210
RELAY — IGNITION & ACCESSORY	25215
RELAY ASSY. — INHIBITOR	25216
RELAY — AUTO LAMP	25219
TRUNK LID OPENER RELAY	25221
RELAY — HEADLAMP DIMMER	25228
RELAY — FOG LAMP	25229
RELAY — POWER WINDOW	25230
RELAY — ASCD, HOLD	25230
RELAY — AUDIO AMP	25230
RELAY — ANTI-THEFT	25230
RELAY — A.S.C.D.	25234

REAR WIPER — RELAY	25236
RELAY — HICAS	25247
LAMP CHECK RELAY	25250
POWER SEAT RELAY	25251
RELAY — POWER WINDOW	25252
RELAY — DAYTIME RUNNING LAMP	25253
RELAY — KEYLESS ENTRY CHECK	25254
RELAY — KEYLESS ENTRY	25255
RELAY — THEFT WARNING HORN	25256
MULTI-REMOTE CONTROL RELAY	25259
RELAY — ACTIVE SUSPENSION	25260
REAR WIPER/WASHER SWITCH	25262
RELAY — ANTI-THEFT	25263
RELAY — ASCD HOLD	25264
RELAY — TCS	25265
CORNERING LAMP RELAY	25266
RELAY — TAIL LAMP	25268
RELAY — HEADLAMP DAYTIME	25269
THEFT WARNING LAMP RELAY	25272
HID RELAY	25275
RELAY — N & P	25276
POWER SOCKET RELAY	25277
CONTROL — ILLUMINATION	25280
AUTO-DOOR ON-OFF SWITCH	25290
BACK DOOR SWITCH	25292
WALK IN MOTOR RELAY	25293
TRAILER TOW POWER RELAY	25296
TRAILER TOW TURN SIGNAL RELAY	25297
AFS CONTROL UNIT ASSY.	25300
SWITCH ASSY. — DRIVE POSITION	25315
SWITCH — ASCD CLUTCH	25323
SWITCH — STOP (A.S.C.D.)	25324
LIGHTER — CIGARETTE	25330
POWER SOCKET ASSY.	25332
SWITCH — REAR WINDOW DEFROSTER	25340
POWER REAR WINDOW SWITCH	25343
SWITCH — DOOR	25360
SWITCH ASSY. — DOOR LOCK	25361
SWITCH — BACK DOOR	25363
SWITCH ASSY. — BACK DOOR UNLOCK	25364
FOG LAMP SWITCH	25370
REAR HATCH OPENER SWITCH	25380
BOARD COMPUTER SWITCH	25381
TRUNK OPENER SWITCH	25382
SWITCH — TRUNK LID OPENER	25384
REAR SUNSHADE SWITCH ASSY.	25388
SWITCH — DOOR, LOCK/UNLOCK	25400
SWITCH — INTERLOCK EMERGENCY	25401
POWER WINDOW CONTROL UNIT	25404
FUSE BLOCK	25410
FUSIBLE LINK BOX	25411
FRT. POWER SEAT SWITCH ASSY.	25490
SEAT MEMORY SWITCH	25491
SEAT MEMORY CANCEL SWITCH	25492
SWITCH — SEAT HEATER	25500
UNIT — HEADLAMP SENSOR	25505
TAIL LAMP SENSOR UNIT	25506
TURN SIGNAL FLASHER UNIT	25520
HAZARD FLASHER UNIT	25521
METER POWER UNIT	25522
SWITCH — HEADLAMP/TURN SIGNAL	25540
STRNG WHL/CLMN BRUSH ASSY.	25542
CABLE — SPIRAL	25554
CONTROL UNIT — AIR BAG	25555
SIGNAL RECEIVER SWITCH	25556
FRONT WIPER/WASHER SWITCH	25560
VOICE WARNING SWITCH	25591
THEFT WARNING HORN ASSY.	25605
BUZZER ASSEMBLY	25641
FRONT SONAR SENSOR BUZZER	25659
SONAR SENSOR WARNING BUZZER	25660
SWITCH — GLOVE BOX	25720
SWITCH — POWER WINDOW	25750
SWITCH — POWER WINDOW SUB	25752
SWITCH — HAZARD	25880
SPEED SENSOR	25911
DOOR HANDLE SWITCH	25974
SONAR SWITCH ASSY.	25989
BACK-DOOR CONTROL UNIT	25990
FRONT SONAR SENSOR	25993
FRONT CORNER SONAR SENSOR	25994
REAR SONAR SENSOR	25996
HEAD LAMP HSNQ/SEMI SLD UNIT	26011
HEADLAMP MOTOR UNIT	26012
HEADLAMP ASSY.	26023
HEADLAMP CONTROL ASSY.	26055

LAMP ASSY. — FRONT COMBINATION	26120
LENS — FRONT COMBINATION LAMP	26121
BULB — FR. COMB. & SIDE M/F LAMP	26134
FOG LAMP ASSY.	26150
LAMP ASSY. — SIDE M/F	26160
LENS — SIDE M/F LAMP	26161
SIDE CLEARANCE LAMP	26162
DOOR MIRROR TURN SIGNAL ASSY.	26165
BULB — ILLUMINATION	26261
PUDDLE LAMP BULB	26282
AFS LAMP BULB	26296
HORN	26310
LANE DEPARTURE BUZZER ASSY.	26349
BUZZER CHIME — WARNING	26350
DIGITAL TOUGH BUZZER	26352
BLADE ASSY. — WIPER	26370
ARM — WIPER	26380
LAMP ASSY. — ROOM/LUGGAGE ROOM	26410
LENS — ROOM/LUGGAGE ROOM LAMP	26411
PERSONAL LAMP ASSY.	26415
LAMP ASSY. — SPOT	26416
LAMP ASSY. — STEP	26420
O/HEAD CONSOLE SPOT LAMP LENS	26429
RR SIDE WINDOW SWITCH	26430
LAMP ASSY. — FOOT	26440
PUDDLE LAMP HOUSING	26442
LAMP ASSY. — VANITY MIRROR	26450
LAMP ASSY. — LICENSE PLATE	26510
LENS — REAR COMBINATION LAMP	26521
LAMP ASSY. — REVERSE	26540
LAMP ASSY. — REAR COMBINATION	26550
HARNES — COMBINATION LAMP	26551
TAIL LAMP ASSY.	26552
GASKET — REAR COMBINATION LAMP	26553
REAR COMB LAMP RIM	26557
LAMP — HIGH MOUNT STOP	26591
LENS — HIGH MOUNT STOP LAMP	26592
BULB — LICENSE PLATE LAMP	26715
BULB — REVERSE LAMP	26716
BULB — REAR COMBINATION LAMP	26717
BULB — HIGH MOUNT STOP LAMP	26718
BULB — HEADLAMP/SEMI-SEALED	26719
BULB — STEP LAMP	26734
BULB — ROOM/LUGGAGE ROOM LAMP	26736
BULB — SPOT LAMP	26738
REAR COMBINATION UNIT ASSY.	26760
CLOCK	27380
TUBE — TEE	27416
NOZZLE — WASHER	27440
TUBE ASSY. — WASHER	27460
REAR WASHER TUBE COMPLETE	27470
TANK — WASHER	27480
REAR WASHER TANK	27490
WASHER TANK LEVEL SENSOR	27491
CABLE — ANTENNA FEEDER	27531
TRUNK OPENER CANCEL SWITCH	27662
MOUNTING HARDWARE	27901
SMART ENTRANCE DOOR LOCK SWITCH	28242
SAT ANTENNA ADAPTOR	28243
ANTENNA FDR-BLUE TOOTH	28245
SAT ANTENNA ADAPTOR	28247
BODY SONIC CONTROLLER	28251
FES CONTROL PANEL	28259
SWITCH ASSY. REMOTE KEYLESS ENTRY	28260
AMBIENCE SWITCH	28261
REAR VIEW CONTROL ASSY.	28262
REMOTE SWITCH	28267
REAR AUDIO PANEL	28269
REAR DISPLAY FINISHER	28286
RR COMP LAMP MONITOR ASSY.	28312
VTR JACK	28318
A-V CONTROL ASSY.	28330
DISPLAY CONTROL UNIT ASSY.	28332
MICROPHONE UNIT — TELEPHONE	28336
VOICE-ACTIVATED CONTROL MODULE	28337
PHONE ADAPTOR-BLUE TOOTH	28338
REAR DEFOGGER CONDENSER	28357
BODY SONIC HARNES	28378
TV SWITCH ASSY.	28395
AV/NAVI SWITCH ASSY.	28396
AV/NAVI SWITCH ASSY.	28397
VOLUME/TUNING SWITCHES	28398
ACTIVATOR (A.S.C.D.)	28400
CONTROLLER (A.S.C.D.)	28402
SWITCH — MAIN (A.S.C.D.)	28404
POWER WINDOW AMPLIFIER	28410

ELECTRICAL CONTINUED

HEADLAMP BATT SAVER CONTROL UNIT	28414
IPDM/USM MODULE	28417
SIDE VIEW CAMERA	28419
CORNERING LAMP UNIT	28421
SENSOR — STOP/TAIL LAMP	28426
OIL LEVEL TIMER	28432
DISTANCE SENSOR ASSY.	28437
HEADPHONE AMPLIFIER	28438
REAR VIEW CAMERA ASSY.	28442
LANE DEPARTURE CAMERA ASSY.	28443
TIMER — DOOR LOCK	28450
REAR WINDOW DEFROSTER TIMER	28455
MUFFLER CONTROL UNIT ASSY.	28488
TIMER — AUTO ANTENNA	28490
BODY CONTROL MODULE	28492
POWER STEERING CONTROL UNIT	28500
RELAY — WIPER	28510
REVERSE LAMP RELAY	28511
RELAY BRACKET	28512
THROTTLE MOTOR RELAY	28516
SONAR SENSOR CONTROL UNIT	28532
RAIN SENSOR	28536
CONTROL UNIT — DR MIRROR TURN SIGNAL	28548
TIME CONTROL UNIT	28550
SENSOR & DIAGNOSTIC UNIT	28558
POWER DISTRIBUTION UNIT	28560
POWER SEAT CONTROL UNIT	28565
AUTO DRIVE-POS CONTROL UNIT	28567
RELAY — WIPER	28570
LIGHTING CONTROL	28575
DAYTIME RUNNING LAMP CONTROL	28576
LIGHTING SENSOR	28578
CONTROLLER — THEFT WARNING	28591
CONTROLLER — SUB THEFT WARNING	28592
RELAY — THEFT WARNING	28593
SMART ENTRANCE CONTROL UNIT	28594
DIGITAL TOUCH CONTROL UNIT	28595
KEYLESS ENTRY CONTROL ASSY.	28597
REMOTE DOOR LOCK CONTROL UNIT	28600
VEHICLE IMMOBILIZER CONTROL UNIT	28601
VEHICLE IMMOBILIZER WIRING HAR. ASSY.	28604
THEFT WARNING HORN ASSY.	28605
VEHICLE IMMOBILIZER ANTENNA ASSY.	28607
REAR WIPER MOTOR	28710
SWITCH — GLOVE BOX	28720
MOTOR — WASHER	28765
REAR WASHER MOTOR	28766
MOTOR — WIPER	28810
INTERMITTENT WIPER AMPLIFIER	28820
ARM — WIPER MOTOR	28840
ROD — WIPER CONNECTING	28860
PIVOT ASSY.	28870
SENSOR — A.S.C.D. SPEED	28940
MAIN BATTERY CURRENT SENSOR	29400
IGNITION KEY LAMP ASSY.	48476
IGNITION SWITCH ASSY.	48750
SWITCH — HOOD	65630
ACTUATOR — DOOR LOCK	80550
DOOR HANDLE SWITCH	80607
MOTOR — FRONT WINDOW REGULATOR	80730
MOTOR — REAR REGULATOR	82730
AIR BAG PRESSURE DETECT MODULE	86509
FRONT POWER SEAT HARNESS	87019
SIDE AIR BAG HARNESS	87020
SEAT HEATER ELEMENT/THERMOSTAT	87345
SLIDE, LIFT SWITCH	87352
BACK DOOR OPENER ACTUATOR	90550
TRUNK/BACK DOOR INTELL KEY SWITCH	90605
ASCD VACUUM TANK	92260
PUMP — VACUUM A.S.C.D.	92270
ASCD VACUUM TANK	92660
DOOR MIRROR CONTROL UNIT	96312
ASSIST AIR BAG MODULE	98515
MODULE — AIR BAG	98520
CURTAIN AIR BAG MODULE	98521
SENSOR — AIR BAG	98581
PEDAL POSITION CONTROL UNIT	98700
SIDE AIR BAG MODULE	98830
SIDE AIR BAG SIDE SENSOR	98831
AIR BAG ON/OFF SWITCH ASSY.	98840
AIR BAG ON/OFF SWITCH HARNESS	98841
SEAT BELT CONTROL UNIT ASSY.	98845

HEATER & AIR CONDITIONING

BRACKET — COMPRESSOR	11910
BELT — COMPRESSOR	11920
A/C COMP IDLER PULLEY	11924
PULLEY — IDLER	11925
BRACKET — IDLER PULLEY	11926
REAR HEATER RELAY	25207
RELAY — BLOWER MOTOR	25208
RELAY — AIR CONDITIONER	25218
RELAY — AIR CONDITIONER	25246
RELAY — MAX COLD DOOR	25257
REAR — HEATER RELAY	25274
REAR HEATER CONTROL FRONT UNIT — HEATER	25307
REAR HEATER CORE	27000
REAR HEATER MOTOR	27013
CONTROL — AIR COND.	27014
VALVE ASSY. — VACUUM SELECTOR CONTROL ASSY. —	27030
AUTO AIR CONDITIONER	27031
REAR HEATER UNIT	27032
A/C HARNESS	27035
SWITCH ASSY. — FAN	27038
CASE — BLOWER	27041
FAN & MOTOR	27065
HEATER CONNECTOR	27070
HEATER SWITCH REGISTER	27071
ACTUATOR — VACUUM	27077
VACUUM WATER COCK	27080
HEATER CORE	27090
HEATER COCK	27115
CABLE — AIR COND. CONTROL	27116
MODE DOOR ACTUATOR	27134
DUCT — CENTER DEFROSTER	27141
SIDE DEFROSTER DUCT	27151
DEFROSTER HOSE	27152
NOZZLE — FLOOR	27164
DUCT — HEATER	27167
REAR A/C DUCTING COMPONENTS	27173
REAR HEATER RESISTOR	27175
HOSE — HEATER	27178
HEATER TUBE	27181
BLOWER MOTOR COVER	27185
THERMISTOR	27220
THERMO CONTROL AMPLIFIER	27322
BLOWER MOTOR ASSY.	27330
REAR COOLING UNIT	27375
REAR EVAPORATOR ASSY.	27405
RR A/C-HIGH TUBE	27410
RR A/C-LOW TUBE	27413
REAR COOLER CASE ASSY.	27414
AIR PURIFIER CASE	27415
AIR PURIFIER ASSY.	27461
FRESH AIR VENT SWITCH ASSY.	27492
HOSE — DRAIN	27513
EVAPORATOR ASSY.	27619
SWITCH-HIGH PRESSURE	27621
VALVE — EXPANSION	27623
COMPRESSOR ASSY.	27625
RECEIVER/DRYER	27626
SWITCH — LOW PRESSURE	27630
CONDENSER	27640
MOTOR — CONDENSER FAN	27648
FAST IDLE DIAPHRAGM	27650
REAR A/C FAN SWITCH ASSY.	27651
DUCT — SIDE VENTILATOR	27655
PIPE COOLER	27665
CONNECTOR — JOINT	27670
SENSOR — SOLAR	27677
VACUUM CONTROL HOSE	27680
AMPLIFIER — FAN CONTROL	27705
SENSOR — INTAKE	27711
ASPIRATOR	27717
SENSOR — IN-VEHICLE	27723
SEAL — A/C COMPRESSOR SHAFT	27726
SWITCH — COOLANT TEMPERATURE	27727
MAGNETIC CLUTCH ASSY.	27730
RING — SNAP	27732
DEFROSTER DOOR ACTUATOR	27742
L/H-SIDE AIR MIX DOOR ACTUATOR	27744
ASPIRATOR FAN	27747
SENSOR ASSY. — AMBIENT	27748
AMBIENT AIR TEMP SENSOR	27752
	27755
	27757

HEATER DUCT	27830
REAR FLOOR HEATER DUCT	27832
CENTER DUCT	27850
VENTILATOR — CENTER	27860
VENT DOOR/DUCT	27923
FLOOR REAR HEAT/AC DUCT — FRONT PIECE	27930
FLOOR REAR HEAT/AC DUCT — REAR PIECE	27931
REAR FLOOR HEATER DUCT	27932
AIR PURIFIER GRILLE ASSY.	27945
DUCT — HEATER REAR	27950
AMBIENCE UNIT	27972
CONDENSER	27984
AUTO AIR CONTROL AMPLIFIER	28520
FLEXIBLE HOSE — LOW PRESSURE	92480
FLEXIBLE HOSE — HIGH PRESSURE	92490

AUDIO & VIDEO COMPONENTS

CELLULAR

SPEAKER ASSEMBLY	AA170
TRANSRECEIVER SUB-HARNESS	AA170
ANTENNA/WHIP/SWIVEL	AA170
MICROPHONE	AA170
TRANSRECEIVER ASSEMBLY	AA180
HANDSET ASSEMBLY	AA180
HANG-UP CUP CHARGER ASSEMBLY	AA180
COMPACT COMMUNICATOR	AA180

AUDIO/VIDEO/NAVIGATION**

SATELLITE RADIO	AA025†
CD CHANGER CARTRIDGE	B8118
CLARION AUDIO/COMBINATION UNIT	2790A
PANASONIC RADIO COMBO	2790C
BOSE SPEAKER	2793A
CLARION SPEAKER AMP.	2806C
SPEAKER — WOOFER	2806H
PANASONIC CD PLAYER	2818C
SONY CD PLAYER	2818D
PANASONIC CASSETTE DECK	2920C
REAR WINDOW ANTENNA AMPLIFIER	25190
NAVI SPEAKER RELAY	25273
NAVI GPS ANTENNA ASSEMBLY	25957
SPEAKER	27933
SPEAKER — WOOFER	27934
ANTENNA — RADIO (AUTO/MANUAL)**	27960
RADIO FINISHER	28041
AV/SAT RADIO TUNER ASSY.	28050
PRE-AMP SPEAKER AMPLIFIER	28060
REAR AMPLIFIER	28063
BODY SONIC AMPLIFIER	28067
POWER SUPPLY BOX	28089
VIDEO OR NAVI DISPLAY ASSEMBLY	28090
DISPLAY MOTOR ASSY.	28092
INTEGRATED DISPLAY ASSY.	28094
DVD UNIT	28119
FRONT DOOR TWEETER	28137
REAR DOOR TWEETER	28138
CD AUTO CHANGER	28184
SAT ANTENNA ASSY.	28208
ANTENNA ROD/MAST	28215
SAT ANTENNA BASE COVER	28228
REMOTE RADIO SWITCH	28268
BONDING (GROUNDING) WIRE	28360
SOUND BALANCER	29350

MOBILE ENTERTAINMENT SYSTEM**

MES AUXILIARY SWITCH	AA018
MES OVERHEAD MONITOR	AA018
MES VCR/DVD UNIT	AA018
MES INTERFACE BOX	AA018
MES REMOTE SWITCH	AA018
MES HEADPHONES	AA018
FES VIDEO MONITOR	28091
FES VIDEO CASSETTE PLAYER	28106
FES VIDEO CASSETTE PLAYER	28706

**Coverage for these components in AUDIO/VIDEO/NAVIGATION and MOBILE ENTERTAINMENT SYSTEM began with contracts sold on or after April 1, 2003, with the exception of Satellite Radio.

†SATELLITE RADIO COVERAGE began with contracts sold on or after May 3, 2005.

Disclaimer: This brochure, which is limited in size, is not a contract. Read a sample Infiniti Elite Extended Protection Plan contract at your dealer, and read your actual contract/service agreement when it arrives in the mail. Your contract's terms, conditions, exclusions and limitations control.

In Florida, the Infiniti Elite Extended Protection Plan is backed by Nissan Extended Services North America, Inc., P.O. Box 685004, Franklin, TN, 37068-5004. License #60128

Any necessary replacement parts will be made using Genuine Infiniti new or remanufactured parts, or Infiniti-approved parts.

Infiniti, the Infiniti Logo and Infiniti Model Names are Infiniti Trademarks.
© 2007 INFINITI Division of Nissan 1-800-662-6200 Infiniti.com



INFINITI®

XXX-XXX-XXX-XXX
XXXX, XXXX