




For example:

- **Full wheel assemblies** (wheel and tire assemblies with TPMS) **cannot be swapped** between old style sensor-equipped and new style sensor-equipped vehicles.

CAUTION:

- New style and old style TPMS components are not compatible and cannot be interchanged.
- Swapping of new style and old style components will cause the TPMS to stop operating correctly.

If further confirmation of the TPMS sensor part number is required, review the part number of the originally installed equipment before replacement.



To confirm the latest part numbers, always consult the appropriate parts catalog when replacing or exchanging TPMS sensors, receivers, or control modules.

NOTE: Currently, the Signal Tech II does not support the APPLIED VINS shown on page 1. A tool update will be released soon to address this. Until then, please use CONSULT-III for the VINS listed.