

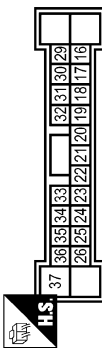
AV CONTROL UNIT

< ECU DIAGNOSIS >

[BOSE AUDIO WITH NAVIGATION]

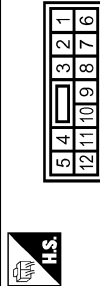
BOSE AUDIO WITH NAVIGATION SYSTEM

Connector No.	B41
Connector Name	BOSE AMP.
Connector Type	SCA19FER-SG44



Terminal No.	Color of Wire	Signal Name [Specification]
16	SB	SOUND SIGNAL WOOFER (+)
17	V	SOUND SIGNAL WOOFER (-)
18	L	SOUND SIGNAL REAR LH (+)
19	P	SOUND SIGNAL REAR LH (-)
20	W	AMP. ON SIGNAL
21	SHIELD	SHIELD
22	GR	WOOFER AMP. ON SIGNAL
23	SB	SOUND SIGNAL REAR LH (+)
24	V	SOUND SIGNAL REAR LH (-)
25	Y	SOUND SIGNAL REAR RH (+)
26	BR	SOUND SIGNAL REAR RH (-)

Connector No.	B43
Connector Name	WOOFER AMP.
Connector Type	NS12PW-CS



Terminal No.	Color of Wire	Signal Name [Specification]
1	G	REAR WOOFER RH (+)
2	R	REAR WOOFER RH (-)
3	GR	WOOFER AMP. ON SIGNAL
4	B	REAR WOOFER LH (+)
5	W	REAR WOOFER LH (-)
7	Y	BATTERY
8	SB	SOUND SIGNAL WOOFER (+)
9	V	SOUND SIGNAL WOOFER (-)
10	B	GND

29	L	SOUND SIGNAL CENTER (+)
30	O	SOUND SIGNAL CENTER (-)
31	LG	SOUND SIGNAL REAR RH (+)
32	V	SOUND SIGNAL REAR RH (-)
33	R	SOUND SIGNAL FRONT RH (+)
34	G	SOUND SIGNAL FRONT RH (-)
35	P	SOUND SIGNAL FRONT LH (+)
36	L	SOUND SIGNAL FRONT LH (-)
37	SB	MODE CHANGE SIGNAL

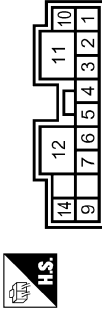
Terminal No.	Color of Wire	Signal Name [Specification]
1	L	DOOR SQUAWKER LH (+)
2	W	DOOR SQUAWKER LH (-)
3	LG	DOOR SQUAWKER RH (+)
4	V	DOOR SQUAWKER RH (-)
5	G	DOOR WOOFER RH (+)
6	R	DOOR WOOFER RH (-)
7	B	GND
9	W	DOOR WOOFER LH (+)
10	Y	BATTERY
11	GR	BATTERY
12	B	GND

Connector No.	B46
Connector Name	REAR WOOFER RH
Connector Type	NS32PW-CS



Terminal No.	Color of Wire	Signal Name [Specification]
1	G	-
2	R	-

Connector No.	B42
Connector Name	BOSE AMP.
Connector Type	SGA12FER-SJA2



Terminal No.	Color of Wire	Signal Name [Specification]
1	SHIELD	-
2	B	-
3	W	-
4	R	-
5	O	-

Connector No.	B66
Connector Name	WIRE TO WIRE
Connector Type	TR038MP-NH



Terminal No.	Color of Wire	Signal Name [Specification]
1	SHIELD	-
2	B	-
3	W	-
4	R	-
5	O	-